




# VERTICAL PANEL SAW MACHINERY

Safe, Fast, Easy, Accurate, Advanced Technology, High Yield

PLACE OF USE	 	
	<b>ALUMINUM COMPOSITE PANEL</b>	
<b>TYPE</b>	15-40 COM	20-40 COM
<b>Main Motor Rating</b>	3 kw-4 hp	3 kw-4 hp
<b>Mains Connection</b>	380V/50hz	380V/50hz
<b>Engine Speed</b>	3000 rpm	3000 rpm
<b>Main Blade Speed</b>	5800 rpm	5800 rpm
<b>Grooving Blade Speed</b>	5800 rpm	5800 rpm
<b>Vertical Cutting Size</b>	1500 mm	2000 mm
<b>Horizontal Cutting Size</b>	4000 mm	4000 mm
<b>Cutting Thickness</b>	0-20 mm between	0-20 mm between
<b>Cutting Blade Measurements</b>	Ø230x30x3,2 mm-Z62	Ø230x30x3,2 mm-Z62
<b>Grooving Blade Measurements</b>	Ø200x30x2,0 mm-Z10 Diamond Tip	Ø200x30x2,0 mm-Z10 Diamond Tip
<b>Machine Dimensions</b>	L: 5000 mm x H: 2450 mm x W: 1600 mm	L:5100 mm x H:3000 mm x W:1600 mm
<b>Dimensions Shipping</b>	1.pack : L: 5000 mm x H: 2150 mm x W: 1100 mm 2.pack : L: 2450 mm x H: 1000 mm x W: 1100 mm	1.pack : L:5100 mm x H:2650 mm x W:1100 mm 2.pack : L:3000 mm x H:1000 mm x W:1100 mm
<b>Machine Weight</b>	500 kg	550 kg
<b>Bottom Support</b>	metal wheels	metal wheels
<b>Movable Front Support</b>	button two position permanent	button two position permanent
<b>Accessories</b>	*digital metre readout *second under metre	*digital metre readout *second under metre

PLACE OF USE				
	CHIPBOARD	OSB	MDF	MELAMINE
<b>TYPE</b>	21-41 VPS			
<b>Main Motor Rating</b>	4 kw-5,5hp			
<b>Mains Connection</b>	380V/50hz			
<b>Engine Speed</b>	3000 rpm			
<b>Main Blade Speed</b>	5800 rpm			
<b>Scoring Blade Speed</b>	7800 rpm			
<b>Vertical Cutting Size</b>	2100 mm			
<b>Horizontal Cutting Size</b>	4100 mm			
<b>Cutting Thickness</b>	0-55 mm between			
<b>Cutting Blade Measurements</b>	Ø250X30X3,2 mm-Z80			
<b>Scoring Blade Measurements</b>	Ø125x20x3 mm-Z24			
<b>Machine Dimensions</b>	L:5100 mm x H:3000 mm x W:1600 mm			
<b>Dimensions Shipping</b>	1.pack : L:5100 mm x H:2650 mm x W:1100 mm 2.pack : L:3000 mm x H:1000 mm x W:1100 mm			
<b>Machine Weight</b>	550 kg			
<b>Bottom Support</b>	metal wheels			
<b>Movable Front Support</b>	button two position permanent			
<b>Accessories</b>	*digital metre readout *second under metre			